

















# LAREDO

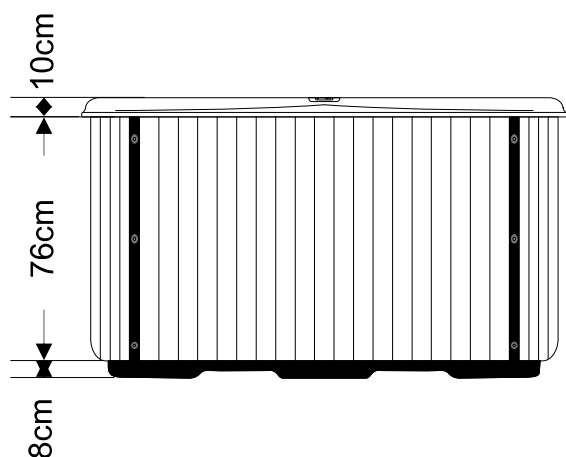
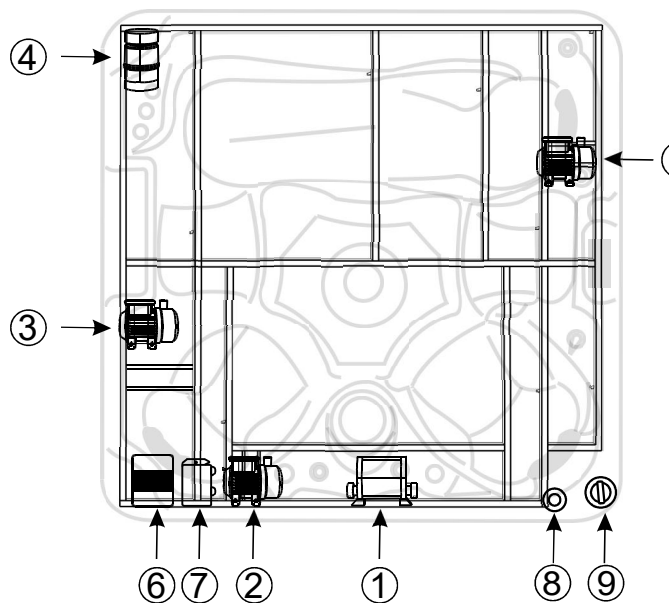
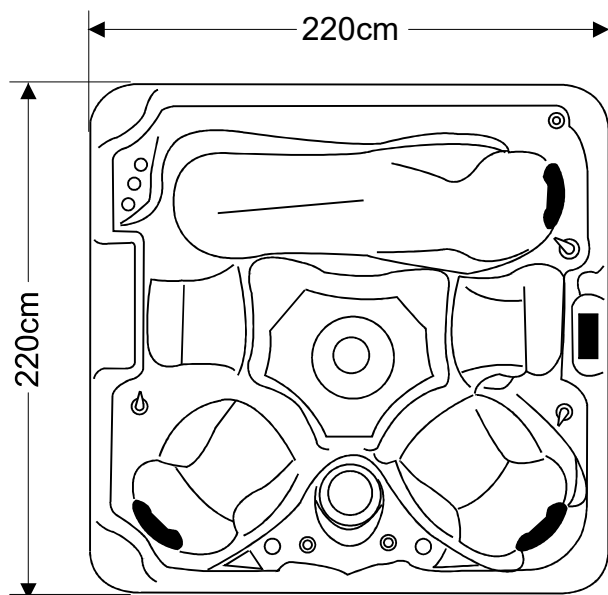
COLLECTION INSPIRATION



- |   |         |   |                           |
|---|---------|---|---------------------------|
|  | Suction |  | Diverter Valve            |
|  | Drain   |  | Air Valve                 |
|  | KJ-50#  |  | Fountain-control Valve    |
|  | Big LED |  | Fountain                  |
|  | KJ-2.5  |  | Topside Panel             |
|  | KJ-5S   |  | Pillow                    |
|  | KJ-3.5  |  | Filter Cartridge          |
|  | KJ-3.5R |  | Outlet for circulate pump |

# LAREDO

COLLECTION INSPIRATION



1	Balboa BP System
2	LX Circulation Pump(WTC-50m)
3	LX Whirlpool Pump1(LP200)
4	Air Blower(APB400)
5	LX Whirlpool Pump2(LP300)
6	Ozoner Generator(KOZG-1)
7	LED Synchronizer(KLEDS-1)
8	Cable
9	Drain